DRAWING NUMBER	REVISION
09053-A004	

ASSEMBLY LIST

ITEM	QTY./ASSY.	DESCRIPTION	REF. DRAWING	PART NO.
1	2	MODIFIED 480 VOLT MOUNTING PLATE	09053-M003	M003-1
2	2	H.E.P. 480 VOLT RECEPTACLE	-	-
3	2	27 PIN RECEPTACLE MOUNTING BOX	-	-
4	2	COMM RECEPTACLE	-	-
5	2	M.U. RECEPTACLE	-	-
6	2	H.E.P. 480 VOLT RECEPTACLE CORD	-	-
7	2	480 VOLT CONNECTOR MOUNTING PLATE	09053-V001	V001-1
8	2	480 VOLT MOUNTING PLATE GUSSET	09053-V002	V002-1
9	1	480 VOLT CONNECTOR MOUNTING PLATE BRACE	09053-V003	V003-1

ASSEMBLIES/CAR: 1

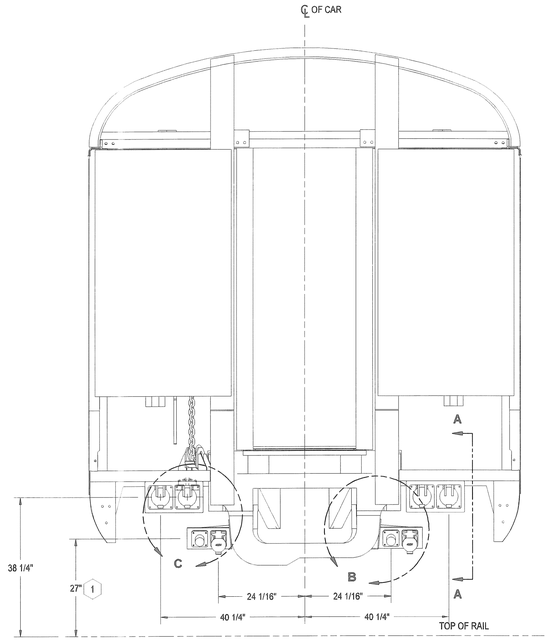

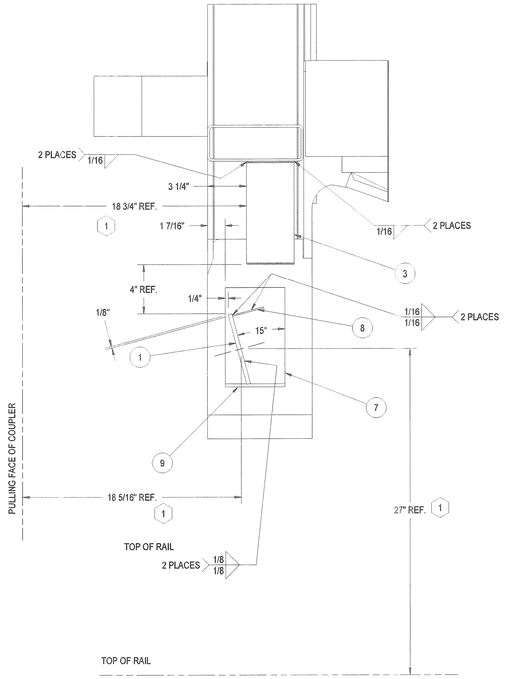

SECTION "A-A"

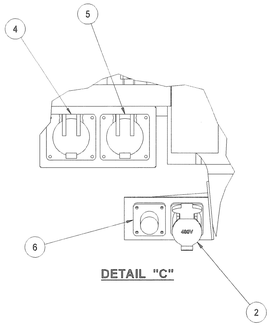

DETAIL "C"

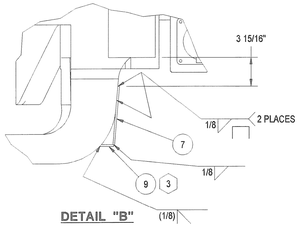

DETAIL "B"

NOTES:

1. DIMENSION FROM TOP OF RAIL AND FROM PULLING FACE OF COUPLER TO ℄ OF HOLES IN PLATE.
2. CUT ANGLE SO BOTTOM EDGE OF ITEM 1 IS PARALLEL TO GROUND AFTER WELDING PLATE IN PLACE. SEE DRAWING 09053-M003 FOR REFERENCE.
3. CUT WIDTH OF ITEM 9 TO FIT. SEE DRAWING 09053-V003 FOR REFERENCE.

REV	DATE	DESCRIPTION	REV BY	CHKD BY

THIS DRAWING IS ISSUED WITH THE EXPRESS AGREEMENT THAT THIS DRAWING AND INFORMATION THEREIN CONTAINED ARE THE JOINT PROPERTY OF STARFIRE ENGINEERING AND TECHNOLOGIES, INC. AND THE CUSTOMER SO MARKED IN THE TITLEBLOCK, IF ANY, AND WILL NOT BE REPRODUCED, COPIED, LENT OR DISPLAYED, NOR THEIR CONTENTS DISCLOSED, IN WHOLE OR IN PART, WITHOUT OR AGAINST TO AGREE TO MAKING OR TO PERMIT ANY INFORMATION OR THE MERIT OF DRAWINGS, PRINT OR OTHER REPRODUCTION HEREOF, OR FOR THE MAKING OF APPARATUS OR PARTS, TO ANY OTHER PERSON OR ORGANIZATION WITHOUT THE WRITTEN CONSENT OF STARFIRE TECHNOLOGIES, INC., OR THE CUSTOMER SO NAMED IN THE TITLEBLOCK, IF ANY. FIRST OBTAINED AND SPECIFIC AS TO EACH CASE. THE ACCEPTANCE AND POSSESSION OF THIS DRAWING WILL BE CONSTRUED AS AN ACCEPTANCE OF THE FOREGOING AGREEMENT.

THIS DRAWING IS NOT VALID UNLESS IT CONTAINS THE APPROVING INITIALS OF A STARFIRE ENGINEERING AND TECHNOLOGIES, INC. EMPLOYEE. MANUALS, BULLETINS, AND OTHER MANUAL DRAWING MODIFICATIONS ARE NOT APPROVED BY STARFIRE ENGINEERING AND TECHNOLOGIES, INC. UNLESS ACCOMPANIED BY A DATED LETTER SPECIFICALLY APPROVING THE FINAL PART, ASSEMBLY AND/OR APPLICATION DRAWINGS REFERENCED BY THIS DRAWING.

TOLERANCES DO NOT ACCUMULATE AND UNLESS OTHERWISE NOTED:
LINEAR ± 1/16", ANGULAR ± 25'

SYMBOL LEGEND: ASSEMBLY, ITEM, REVISION, NOTE

DRAWN	GRAPHIC CK	PROJECT
krbowen	TJT	P09E-053
ENGINEER CK	APPROVED	DATE
SA	KLB	2/11/2010

AMTRAK RECEPTACLE MOUNTING

CUSTOMER: ERIX RAILCAR, ERIC HOPP

GREAT NORTHERN 1146 RESTORATION
STRUCTURAL ENGINEERING SUPPORT

STARFIRE
STARFIRE ENGINEERING AND TECHNOLOGIES, INC.
2429 IOWA STREET, SUITE K
LAWRENCE, KANSAS 66046-4042
785-842-1111 785-842-8811 FAX

SCALE	SHEET	DRAWING NUMBER	REVISION
NO SCALE	1 OF 1	09053-A004	

REV DESCRIPTION NUMBER: EP

CAD FILENAME: 09053A004.dwg
THIS DRAWING CONSISTS OF: 1 SHEET
REVISION LEVEL: C
11Mar10 - 9:30am