DRAWING NUMBER	REVISION
09053-Q004	

ASSEMBLY LIST

ITEM	QTY./ASSY.	DESCRIPTION	REF. DRAWING	PART NO.
1	1	END DEPRESSION SHEET (AS SHOWN)	09053-E004	E004-01
2	1	END DEPRESSION ANGLE	09053-E002	E002-01
3	1	END DEPRESSION ANGLE	09053-E002	E002-02
ASSY	QTY./CAR	DESCRIPTION	NEXT ASSY./APPL.	
A	1	END DEPRESSION ASSEMBLY (AS SHOWN)	09053-A003	Q004-A

ASSEMBLY LIST

ITEM	QTY./ASSY.	DESCRIPTION	REF. DRAWING	PART NO.
1	1	END DEPRESSION SHEET (REVERSE)	09053-E004	E004-02
2	1	END DEPRESSION ANGLE	09053-E002	E002-01
3	1	END DEPRESSION ANGLE	09053-E002	E002-02
ASSY	QTY./CAR	DESCRIPTION	NEXT ASSY./APPL.	
B	1	END DEPRESSION ASSEMBLY (REVERSE)	09053-A003	Q004-B

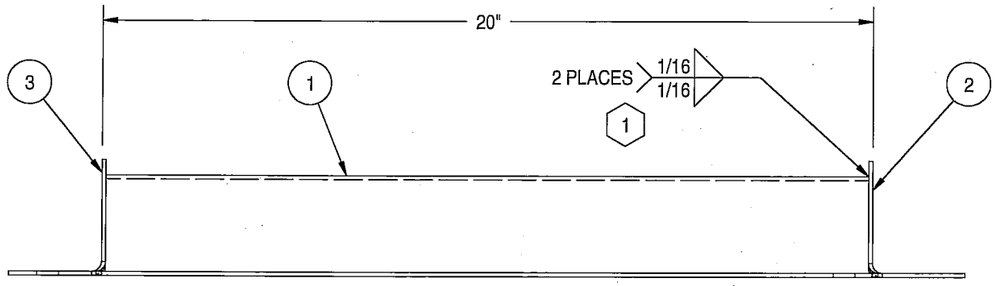

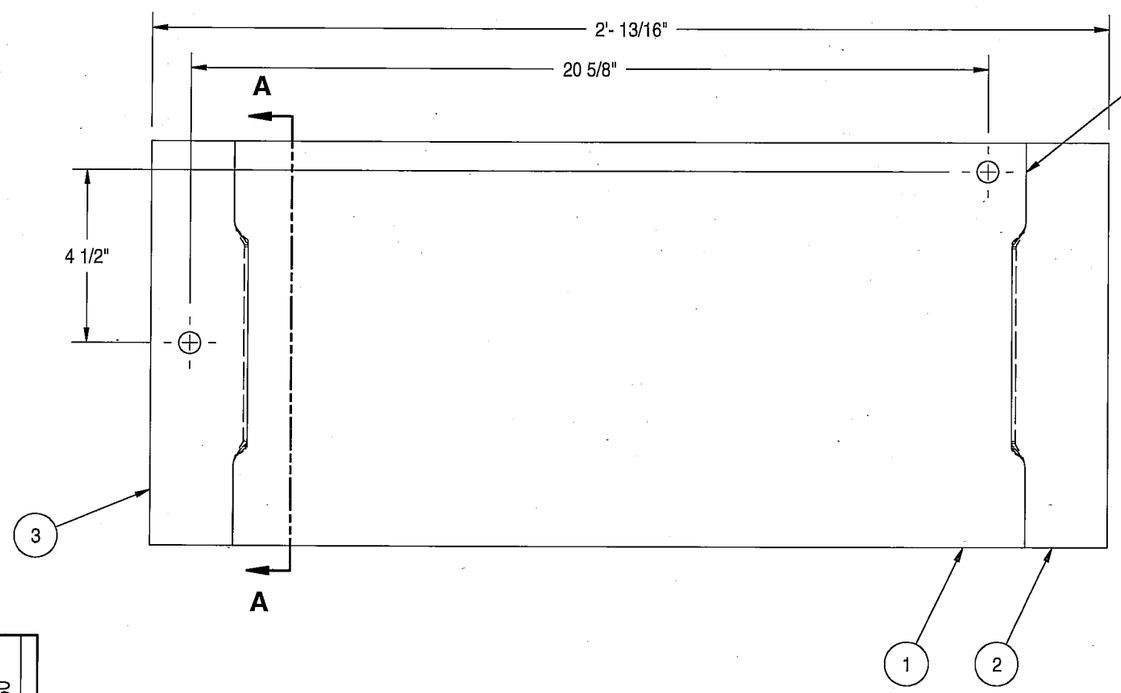

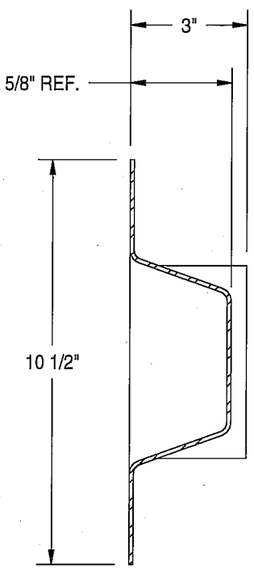

SECTION "A-A"

NOTES:

1. BLEND WELDS ALONG FULL LENGTH OF SEAM BETWEEN MATING PARTS.

CAD FILENAME	THIS DRAWING CURRENT AS OF:	DRAWING SIZE
09053Q004.dwg	10Feb10 - 10:50am	B

REV	DATE	DESCRIPTION	REV BY	CHKD BY

THIS DRAWING IS ISSUED WITH THE EXPRESS AGREEMENT THAT THIS DRAWING AND INFORMATION THEREIN CONTAINED ARE THE JOINT PROPERTY OF STARFIRE ENGINEERING AND TECHNOLOGIES, INC. AND THE CUSTOMER SO NAMED IN THE TITLEBLOCK, IF ANY, AND WILL NOT BE REPRODUCED, COPIED, OR OTHERWISE DISPOSED OF, DIRECTLY OR INDIRECTLY, AND WILL NOT BE USED IN WHOLE OR IN PART TO ASSIST IN MAKING OR TO FURNISH ANY INFORMATION FOR THE MAKING OF DRAWINGS, PRINT OR OTHER REPRODUCTION HEREOF, OR FOR THE MAKING OF APPARATUS OR PARTS THEREOF EXCEPT UPON WRITTEN PERMISSION FROM STARFIRE ENGINEERING AND TECHNOLOGIES, INC. OR THE CUSTOMER SO NAMED IN THE TITLEBLOCK, IF ANY, FIRST OBTAINED AND SPECIFIC AS TO EACH CASE. THE ACCEPTANCE AND POSSESSION OF THIS DRAWING WILL BE CONSTRUED AS AN ACCEPTANCE OF THE FOREGOING AGREEMENT.

THIS DRAWING IS NOT VALID UNLESS IT CONTAINS THE APPROVING INITIALS OF A STARFIRE ENGINEERING AND TECHNOLOGIES, INC. EMPLOYEE. MARKUPS, REDLINES, AND OTHER MANUAL DRAWING MODIFICATIONS ARE NOT APPROVED BY STARFIRE ENGINEERING AND TECHNOLOGIES, INC. THIS DRAWING IS FURTHER NOT VALID UNLESS USED IN CONJUNCTION WITH ALL PART, ASSEMBLY AND/OR APPLICATION DRAWINGS REFERENCED BY THIS DRAWING.

TOLERANCES DO NOT ACCUMULATE AND UNLESS OTHERWISE NOTED:
LINEAR ± 1/16", ANGULAR ± .25°

SYMBOL LEGEND: ASSEMBLY, ITEM, REVISION, NOTE

DRAWN	GRAPHIC CK	PROJECT
kfbowen	TJT	P09E-053
ENGINEER CK	**APPROVED**	**DATE**
SR	MS	2/10/2010

END DEPRESSION ASSEMBLY

CUSTOMER: ERIX RAILCAR, ERIC HOPP

GREAT NORTHERN 1146 RESTORATION
STRUCTURAL ENGINEERING SUPPORT

STARFIRE
STARFIRE ENGINEERING AND TECHNOLOGIES, INC.
2429 IOWA STREET, SUITE K
LAWRENCE, KANSAS 66046-4040
785-842-1111 785-842-8811 FAX

SCALE	SHEET	DRAWING NUMBER	REVISION
NO SCALE	1 OF 1	09053-Q004	

SET CATEGORY NUMBER: ED